

PRABHU DAYAL PUBLIC SCHOOL
SHALIMAR BAGH
SUMMER HOLIDAY HOMEWORK 2025-26
PRE SCHOOL

Dear parents

We should always remind ourselves that **"Children will not remember us for the gifts we shower upon them but will always cherish the time you spend with your little ones."**

Summer vacations are an ideal opportunity for you to spend some time with your child and help to develop his/her motor skills and concentration. Keeping this in mind, our teachers have designed fun worksheets for our little kids to revise learnt concepts as well as to engage them in meaningful pursuits that will enhance their comprehension and reasoning skills.



Having this mindset we have designed a bunch of productive and fun - filled activities in the holiday homework with an integrated approach of learning.

It is essential to channelize their energy with positive approach and in the right direction.

This will foster curiosity, develop creativity, enhance knowledge and instill the joy of learning among them.

Happy learning during the holidays...!

Love and blessings

PRINCIPAL

INCHARGE

Guidelines for the Parents:-

1. Share stories/incidents of your childhood.
2. Reward your child's efforts even for the smallest one to boost his/her confidence.
Engage them with puzzle games, building blocks and pattern making.
3. Encourage kids to speak small sentences and words in the English language. Allow the child to read age-appropriate story books.
4. Take at least two meals together with your child and explain them the importance of food.
5. Cultivate healthy habits avoiding junk food to maximum extent. Never deny or ignore a child's feelings.



General Instructions:-

1. The school will reopen on 1 July'2025.
2. The hard copies of all the work/ activities must be compiled and stored in the folder safely.




ENHANCE LISTENING SKILLS

Read a bed time story with your child daily. It will orient your child towards reading books and listening to facts. Apart from that it will bring your child's unique style of self-expression and develop creative communication. After reading or watching, ask questions like

"Did you like the Story?", "Which was your favorite character?" etc.

Suggested Story Book Series:

- Pepper
- Bubbles
- Bruno



ENHANCE ORATORY SKILLS

Communication skills play a pivotal role in grooming the overall personality of the children. Motivate them to answer your questions in simple but full sentences. Let's encourage the kids to use magic words (sorry, thank you, excuse me, please) in different situations on regular basis.



Use these sentences regularly:



How are you? I am good. Thank You.

I am thirsty. Please give me water.

Please open/close my tiffin/bottle.

I am hungry. Please give me food.

I have finished my work/food.

May I wash my hands?

PERSONALITY DEVELOPMENT

To inculcate 'Life skills':

- Buttoning his/her shirt
- Packing his/her school
- Tying his/her shoe laces
- Arranging shoes in the shoe rack
- Keeping his/her belongings back to their place
- Help your child to do the given activities and make him/her independent.
- Laying the table for lunch/dinner
- Eating on their own
- Using fork and spoon
- May I go to the washroom?

To instill 'Social Skills':

- Greeting with a smile when someone comes to the house
- Conversing with the visitors
- Answering the phone calls with a polite "Hello".
- Speaking politely and sharing with peers.

Encourage 'Personal Hygiene':

- Brushing teeth twice daily
- Combing hair regularly
- Bathing everyday
- Washing hands before and after meals
- Trimming the nails and keeping them clean

Enhance 'Gross and Fine Motor skills' by following activities:

GROSSMOTOR

- Jump
- Hop
- Swim
- Dance
- Run
- Skip
- Balance

FINEMOTOR

Mashing Potatoes

- Rolling Chapattis
- Shelling out peas
- Zipping and unzipping
- Buttoning and Unbuttoning
- Opening and closing the bottle cap /tiffin lid
- Turning pages of a Book
- Squeezing bath sponges
- Watering the plants using spray bottle



- Practice letters Ll, Tt, li, Hh, Ff in workbook.
- Learn all the rhymes done so far.

1. Thecrowandpitcher(<https://www.youtube.com/watch?v=7lT04Hlf7hM>)
2. Rabbitandturtle(<https://www.youtube.com/watch?v=eMXmMHVNx4U>)

LEARN THE GIVEN STORIES

1. Rabbit and turtle had a race...

Rabbit ran fast, fast fast fast...

Turtle walked slowly, slowly-slowly ...

Rabbit slept under the tree...

**Turtle walked, walked, walked
and won the race.**

2. Thirsty crow, looked for water,

No water, saw a pot.

**Very little water, picked some pebbles,
put them in... water came up,**

Up-Up-Up

**Drank the water...and flew away,
And flew away.**

Hh

Color it

Hh

H

h

Find and Circle

i A H L Z H p
h F h h a h J
h z H

Beginning Sound



Horse



Hedgehog



Helicopter

Color it



Handwriting practice lines consisting of two sets of three horizontal lines (top red, middle blue, bottom red).

Find and Circle



Beginning Sound



Lobster



Llama




Lollipop


Alphabet

F - f

Color it



Find it



Spell it !

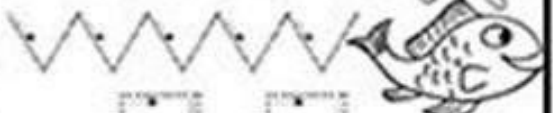


Trace it

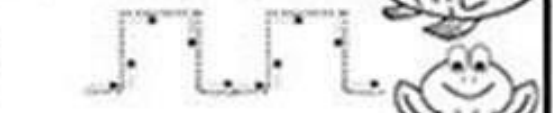
fox



fish




frog




Handwriting practice lines for the letter 'F'. The first row shows a dashed 'F' on a three-line grid (red top and bottom, blue middle). The second row shows a dashed 'f' on a similar grid. Below these are two more empty three-line grids for independent practice.

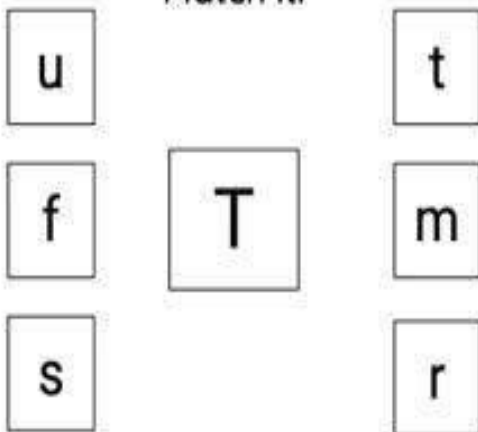
The Letter Tt



Color it!



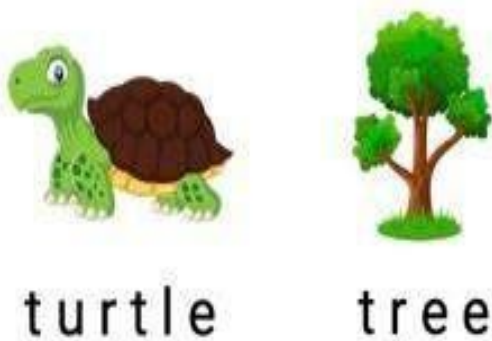
Match it!



Circle it!

S	T	P	t
d	s	t	f
t	T	h	U
p	s	S	T


Underline it!



Write it!

Handwriting practice lines for the letter Tt. The section contains five sets of three horizontal lines (top red, middle blue, bottom red) for writing practice.



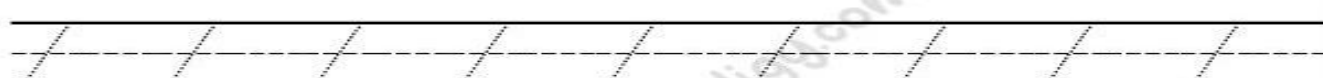
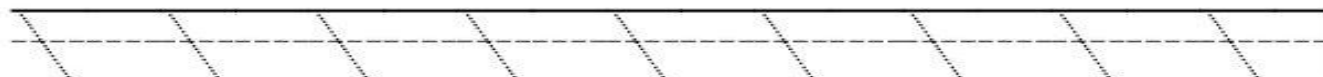


Scanned by TapScanner

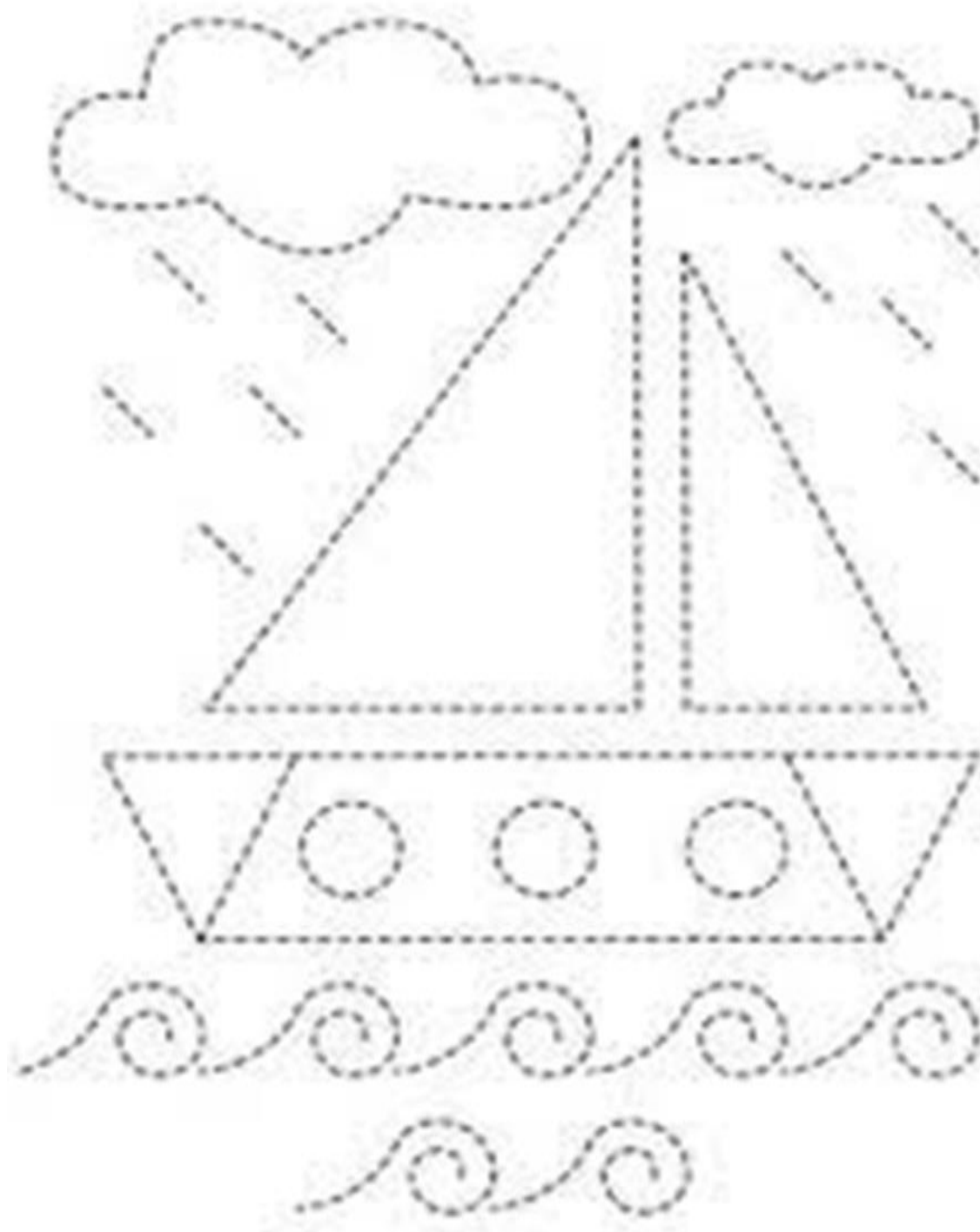
Trace Slanting Strokes with our friend Sincere




Snail








Trace the given picture with pencil





Tracing Practice II

Directions: Trace the lines in each row.




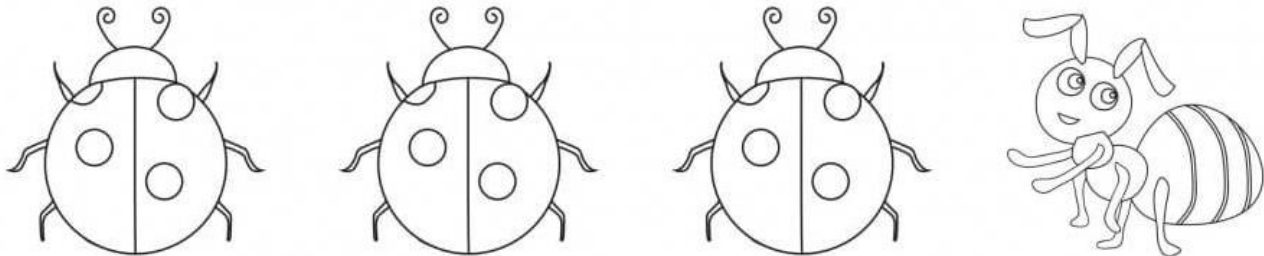
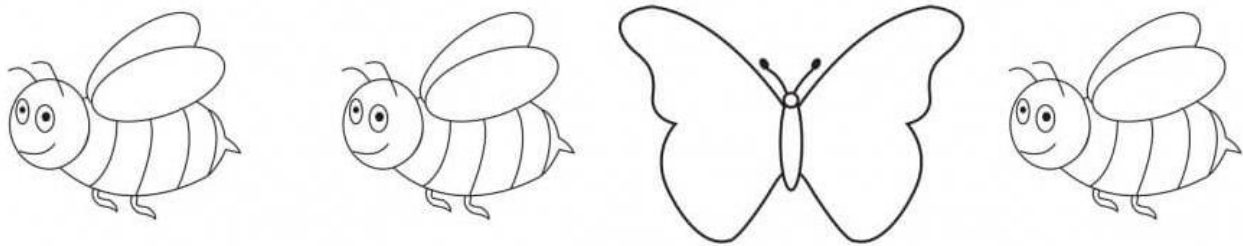
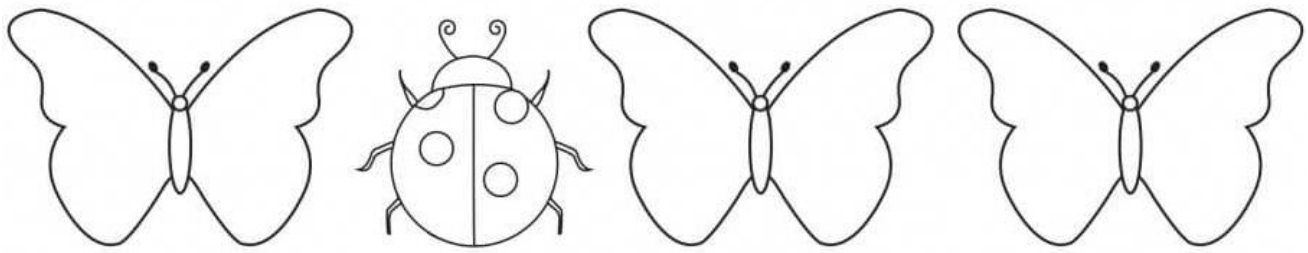
©Annie Moffatt@ The Moffatt Girls 2015




Numerical Ability:-

- Let us revive the traditional games like hopscotch (Stapoo), pithoo, Snakes and ladder etc.
- Help your child to memorize the phone numbers of the parents in an innovative way.
- Motivate your ward to make comparisons between big/small, less/more, heavy/light, tall/short.
- Show various real objects related to shapes to your child (eg. Television-rectangle, Clock- circle, half chapatti- semicircle)
- Motivate your child to speak rote counting (1to 50) on daily basis.
- Help your child to count the number of step he/she takes to reach from the bedroom to: a) Kitchen b) Bedroom c) Balcony
- Workbook pages: Practice numbers 1,4,7,9.
- Workbook page-Shape coloring worksheet

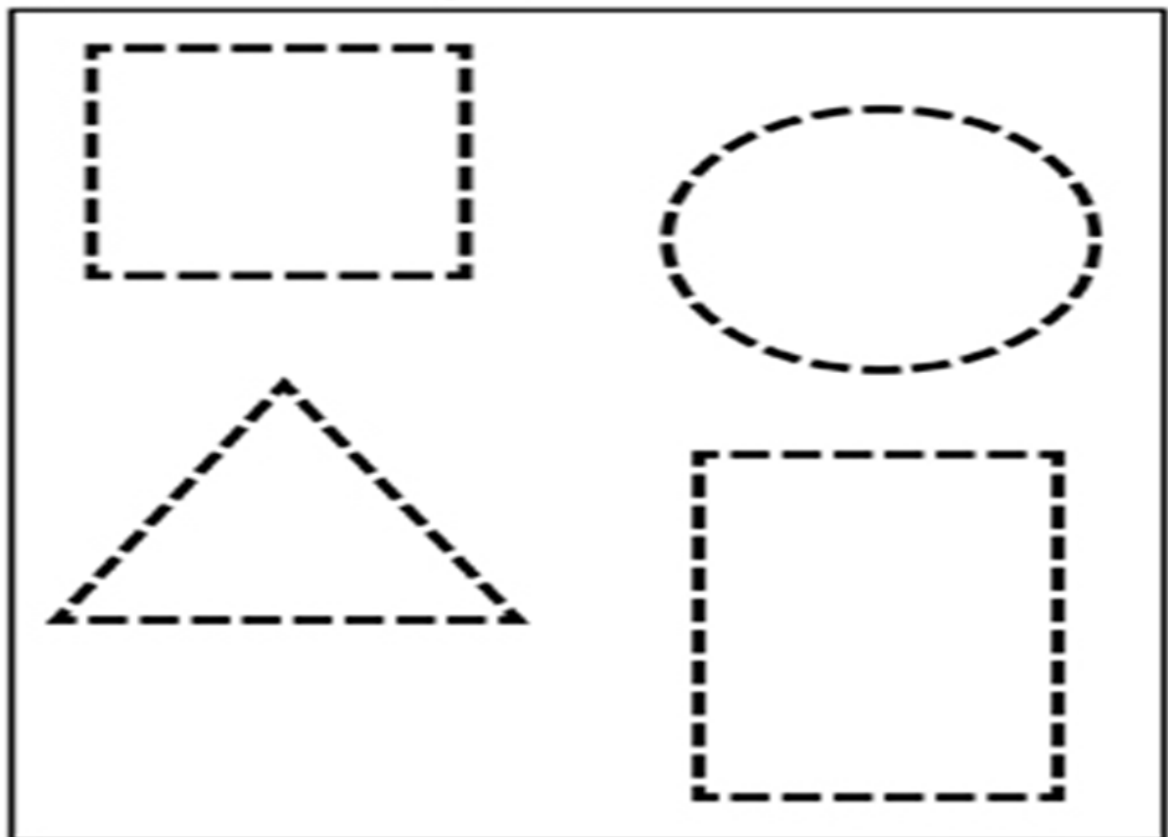
Circle the odd one out.



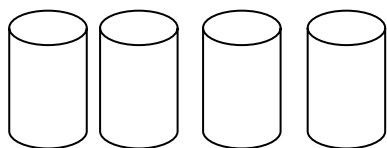


Match the shapes with related objects.



Trace and color the shapes.



Count and Match



1

7

9

4

Color the big objects RED and small objects BLUE.



हिन्दी

निम्नलिखित कहानी याद करो

एक था खरगोश, एक था कछुआ..
खरगोश तेज़-तेज़ दौड़ता था, कछुआ धीरे धीरे चलता था ।
खरगोश और कछुए ने दौड़ थी लगाई,
खरगोश सो गया, जोर से नींद आई
कछुआ धीरे धीरे चलता रहा, खरगोश पेड़ के नीचे सोता रहा ।
नींद खुली खरगोश की...
दौड़ फिर लगाई,
कछुआ तो जीत गया....
पीछे रह गया खरगोश भाई।

एक कौवा प्यासा था,
घड़े में पानी थोड़ा था ,
कौवा लाया कंकड़ ,
घड़े में डाले कंकड़ ,
पानी आया ऊपर ,
कौवे ने पिया पानी,
खत्म हुई कहानी।

हिंदी स्वर किताब में दिए गए पृष्ठ 2,3,4,5,6,7,8,9 पूरा करें



Learn the lines on Myself.

All About Myself

<https://whatistheurl.com>


1. My name is _____
2. I am a _____ (boy / girl).
3. I am _____ years old.
4. I live in _____
5. I study in class _____
6. My mother's name is _____
7. My father's name is _____
8. My school name is _____
9. I love to eat _____
10. My best friend is _____
11. My favourite fruit is _____
12. My favourite vegetable is _____

<https://whatistheurl.com>



BOY/GIRL


Are you a Boy or Girl? Colour the one you are.



BODYPARTS

Body parts

Identify and match the body parts



eyes



nose



leg



hand



arm



ear



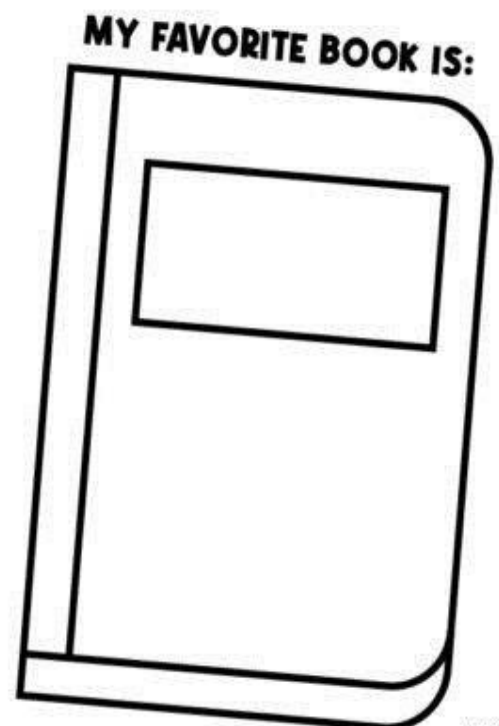
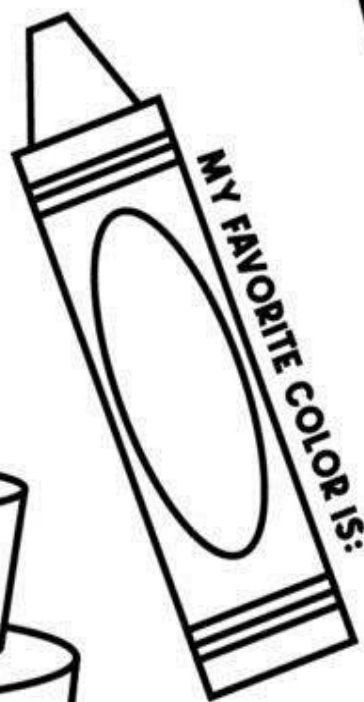

mouth



foot




ALL ABOUT ME!



MY FAMILY

**Make a family tree as indicated using cardboard,
size A3.**




MemoryGame

SPOT AND CIRCLE THE 5 DIFFERENCES AND
DISCUSS WITH YOUR PARENTS



Find your way through the maze by choosing the healthy food . Move up, down or sideways.

START



FINISH



Make any two objects using paper plate

For roll numbers (1-10)




Make any three cut out of fruit and vegetables using coloured paper of A3 size sheet

For roll numbers (11-20)



Make any two cut outs with shapes using colored paper of A4 size

For roll numbers (21 -30)



Make any two cut outs of vehicles using colored paper of A3 size

For roll numbers (31 -36)



Have a great



VaCaTion!